

Trenwyth[®]

Architectural Masonry



ECHELON™
Quality Masonry Products from Oldcastle®

Trenwyth Sustainable Solutions



Whether you prefer the look of ceramic tile, traditional ground face, the timeless look of terrazzo or a more textured look to complement your design, Trenwyth offers a full line of inspiring concrete masonry units.

Available in colors, shapes and sizes you won't find anywhere else, Trenwyth architectural concrete masonry units are more than just a pretty face. The beauty is *in* the block. Trenwyth units provide unmatched durability and exceptional structural integrity to create high-performance sustainable environments that will last the life of your building.

Every Trenwyth unit includes a manufacturer-approved water repellent CMU admixture at time of manufacture to promote mold and moisture resistance.

For decades, architects, specifiers and designers have relied on Trenwyth products to encourage the sustainability of our planet:

Materials and Resources

- Recycled content
- Regionally extracted, processed and manufactured materials
- Minimized fuel consumption

Indoor Environmental Quality

- Optimized mold & moisture resistance
- Improved air & acoustic environment
- High thermal mass walls
- Low VOC's (water-based sealant)

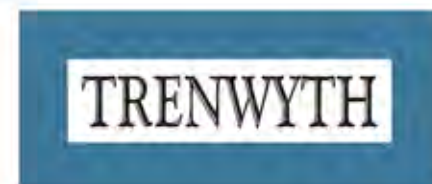
Energy and Atmosphere

- Conserves natural resources

Innovation and Design

- Extended life cycle
- Improved fire resistance

Trenwyth products may contribute to LEED® points on your building project. (see Chart Page 2). For more information, contact your Trenwyth representative or call 800-233-1924.



Front Cover Left:
 OPOC Cloverfield Services Center – Santa Monica, CA
 Architect: Killefer Flammang
 Mason: Bledsoe
 Masonry Colors: Banner Red, Coffee Bean, Peanut Brittle, Pebble, Whitman White

Trenwyth products

may earn LEED® Points for Your Building!

LEED Category	Materials & Resources	Materials & Resources	Indoor Environmental Quality
LEED Credit	Recycled Content (MR credit 4.1/4.2)	Regional Materials (MR credit 5.1/5.2)	Low Emitting Mats: Adhesives & Sealants (IEQ credit 4.1)
Description	Pre-Consumer Recycled Content	Regionally Extracted, Processed & Manufactured within 500 Miles of the Project Site	TRENDCOAT® WB (water based) emits low VOC's
LEED Points	1-2 Points	1-2 Points	1 Point

TRENWYTH PRODUCTS

Astra-Glaze SW+® glazed

•

•

Verastone® recycled ground face

•

•

•

Verastone® Plus recycled filled & polished

•

•

•

Verastone® Textured recycled

•

•

Trendstone® ground face

•

•



Quality products, finishes and colors for all your design needs



Sustainable Solutions



Astra-Glaze-SW+
glazed masonry unit with recycled content



Verastone
recycled ground face masonry units
recycled filled and polished masonry units
recycled textured masonry units



Trendstone
ground face masonry units
filled and polished masonry units



Contact us for
an AIA Continuing
Education Box Lunch
Presentation

inside
front
cover

4

Quality

To ensure the highest quality products, Trenwyth manufacturing facilities control the production process from the manufacture of our own raw blocks to production of our pre-faced and pre-finished components. You can always count on Trenwyth for quality masonry units.

Flexible & Innovative

New Trenwyth colors, shapes, sizes and finishes are constantly being developed to meet your needs. Contact us if you have a special design need. We'll be happy to provide the required design, technical or specialized information.

9

Service

Trenwyth masonry units are manufactured nationally to provide convenient service anywhere in the USA. Whether your project is located in New York City, Los Angeles, Montreal or London, a Trenwyth sales office or regional dealer is nearby.

13

Regional Beauty

Your building will blend naturally with the environment as Trenwyth masonry units provide the enduring beauty of natural-colored aggregates indigenous to your region.

TRENWYTH

architectural masonry units
www.trenwyth.com

Astra-Glaze-SW+
available in colors, shapes and sizes
you won't find anywhere else.™

Astra-Glaze-SW+[®] . . .

The beauty of ceramic tile ...
the durability of concrete masonry.

Astra-Glaze-SW+[®] glazed masonry units are lightweight or medium weight concrete blocks with a thermoset glazing compound permanently molded to one or more faces. Inseparable from the block, the glazed faces offer a tight, impervious surface that provides outstanding performance.



- Significant pre-consumer recycled content
- Regionally extracted, processed and manufactured materials
- High thermal mass concrete walls optimize energy performance
- Mold and moisture resistant
- Tight, impervious surface perfect for sanitary and clean room environments
- Up to a 4-hour fire rating (depending on thickness and internal configuration)
- Custom colors, shapes and sizes
- Outstanding colorfastness
- Interior and exterior applications
- Easy to clean – no need to paint or refinish
 - Graffiti resistant
 - Virtually impenetrable to spray paint, permanent markers, grease & crayon
 - Exceptionally resistant to staining, abrasion, impact and chemicals
- One-step, single-trade installation saves time and money
- Load-bearing and non-load-bearing walls
- Exceptional structural integrity / Unmatched durability
- No VOC's
- Extended life cycle
- Design flexibility
- Sound-absorbing option----

Right: SDMI Medical Center – Las Vegas, NV
Architect: JMA Architects – Mason: Sam Blakely Masonry
Colors: Bimini Blue, Garnet

Far Right: OPCC Cloverfield Services Center
– Santa Monica, CA
Architect: Killefer Flammang – Mason: Bledsoe Masonry
Colors: Banner Red, Coffee Bean, Peanut Brittle, Pebble,
Whitman White



Ask about our custom color matching capabilities.

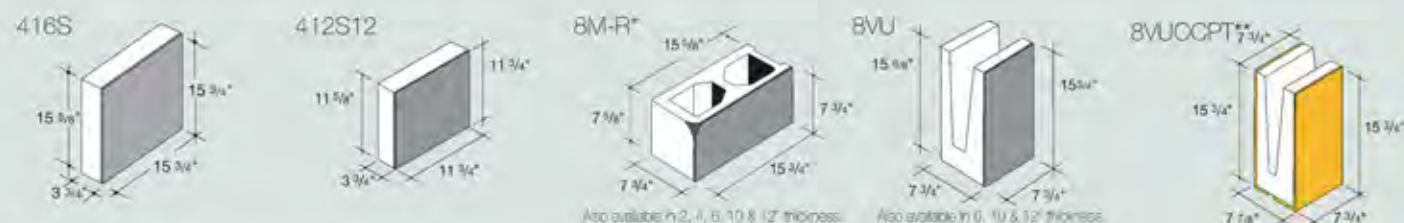
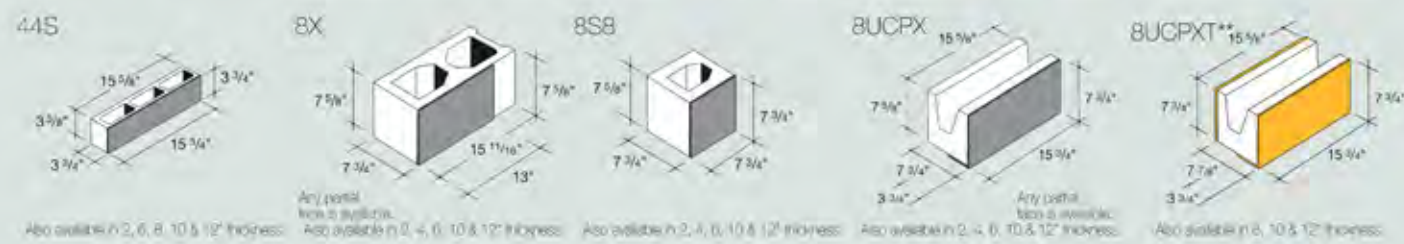
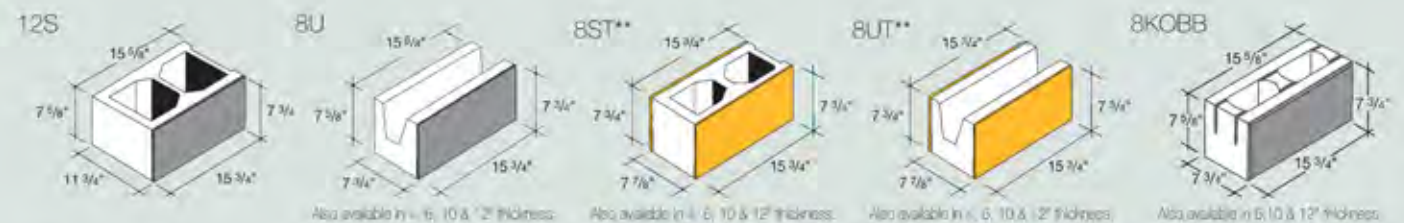
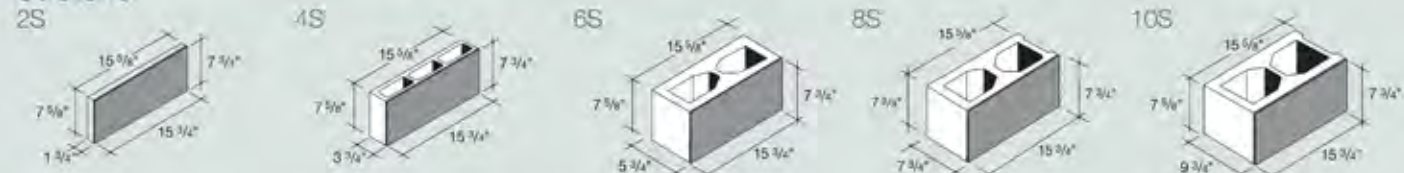
Note: Please specify from actual sample.

*LRV – Light Reflectance Value

Cool Cream	51.8%	Terra Cotta	13.5%	Soft Rose	16.5%	Silver Gray	46.3%	Valley Forge Blue	9.4%	Sunbath	56.5%
Vanilla	53.6%	Vivid Red	7.8%	Chelsea Pink	25.5%	Pewter	21.1%	Cosmic Blue	8.8%	Avocado	21.4%
Buttermilk	51.8%*	Garnet	8.4%	Ruby Red	9.5%	Earl Grey	9.5%	Ultra Blue	5.4%	Mountain Meadow	26.7%
Wheatfield	41.8%	Russett	12.6%	Orchid Petal	36.8%	Charcoal	6.3%	Frosted Jade	19.8%	Willow Leaf Green	10.4%
Lemon Peel	47.6%	Chili Pepper	10.5%	Lavender	26.2%	Ebony	3.8%	Island Green	36.2%	Ivory	50.7%
Golden Honey	51.1%	Peach Fuzz	40.6%	Royal Purple	17.3%	Pastel Blue	42.8%	Misty Green	45.7%	Antique Lace	38.5%
Sunflower	35.4%	Orange Cream	42.1%	Snow White	66.4%	Baby Blue	36.3%*	Silk Green	46.7%	Safari Beige	34.8%
Deep Marigold	31.5%	Burwick Blush	48.6%	Whitman White	61.5%	Rothwell Blue	22.8%	Caribbean Reef	21.3%	Sand	34.8%
Coral Flower	44.7%	Cherokee Tan	29.6%	Egg Shell	54.0%	Fountain Blue	20.7%	Riviera	17.9%	Coastline	26.3%
Desert Rose	40.8%	Warm Spice	16.1%	Oatmeal	51.4%	Azure Breeze	18.2%	Teal	7.7%	Pebble	27.3%
Light Sienna	23.7%	Canella	18.3%	Green Speckle	50.7%	Diamond Blue	11.0%	Sea Green	19.4%	Clay	28.5%
Sedona Clay	29.8%	Mahogany	12.3%	Custom Red	52.3%	Rich Blue	12.6%	Mallard Green	15.4%	British Fog	21.0%
Paprika	29.4%	Autumn Brown	11.6%	Custom Blue	52.3%	Cobalt Blue	18.1%	Rain Forest	16.2%	Dark Granite	18.1%
Viking Red	17.0%	Copperstone	8.9%	Custom Speckle	50.7%	Bimini Blue	23.2%	Shamrock Green	14.2%	Peanut Brittle	23.0%
Fire Engine Red	9.5%	Coffee Bean	4.8%	Cappuccino	32.3%	Sapphire	11.4%	Holly Green	11.1%	Wild Mushroom	11.2%
Banner Red	14.5%	Pink Ice	52.4%	Custom Gray	51.2%	Ocean Blue	21.5%	Moss Green	5.1%	Flint	8.2%

Astra-Glaze-SW+® Shapes/Sizes

Stretcher

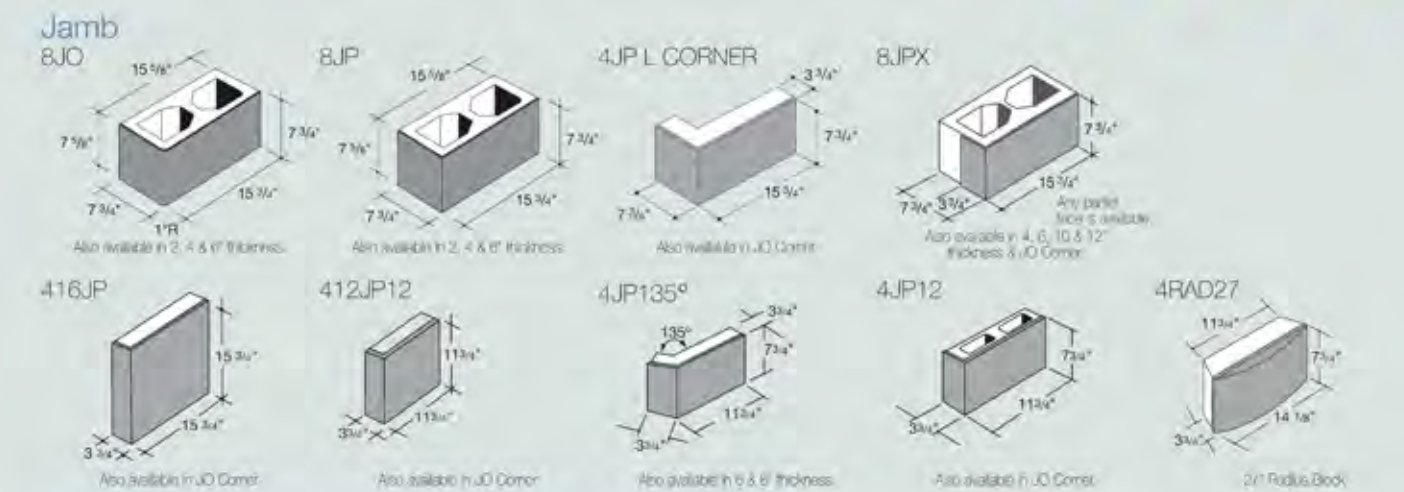
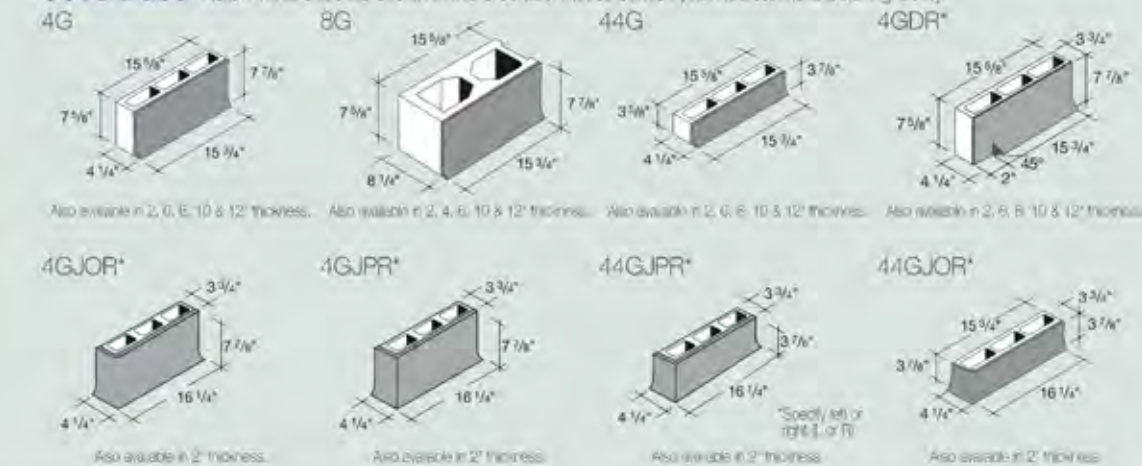


* Specify left or right (L or R)
 ** See cautionary note regarding double-faced units (-) in Installation Recommendations on Specifications Page.

Open Ended Bond Beams (Available from the Phoenix, AZ facility only)



Cove Base



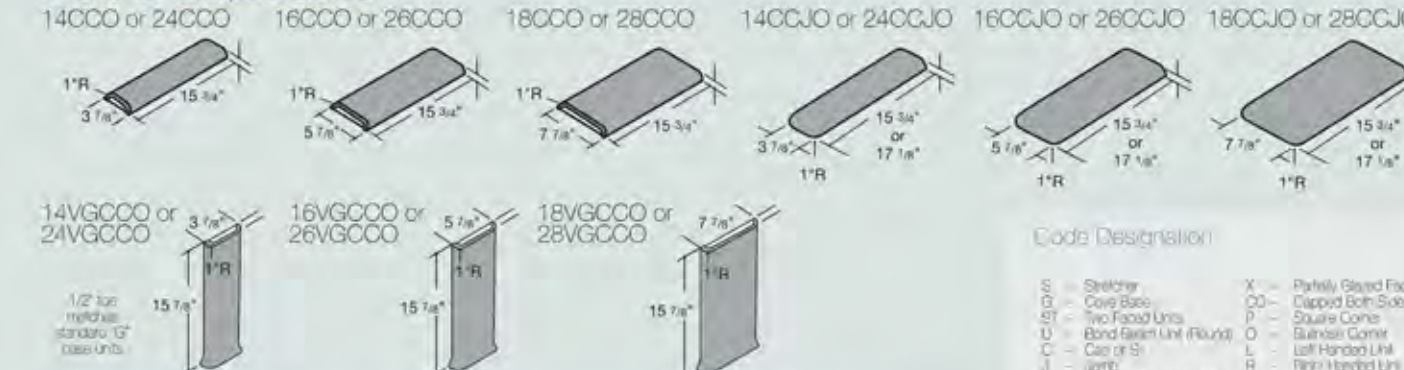
Metric shapes/sizes are available. See your Trenwyth representative for details on metric shapes and sizes.



Caps *specify left or right (L or R)



1" and 2" Shapes Series

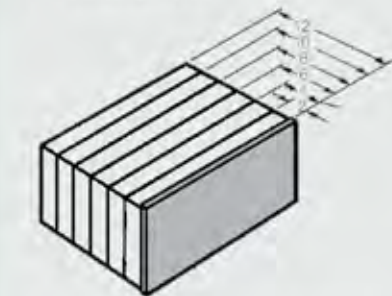


Code Designation

S - Stretcher
 G - Cove Base
 ST - Two Faced Units
 U - Bond Beam Unit (Round)
 C - Cap or St
 J - Jamb
 V - Vertical/Coursed Unit

X - Partially Glazed Face
 CO - Clipped Both Sides
 P - Square Corner
 O - Bullnose Corner
 L - Left Handed Unit
 R - Right Handed Unit

Scored Units Have a scoring pattern in mind? Just try us. Chances are we can make it for you.



The first number in a shape code represents the block's thickness (in inches). The diagram above shows nominal thicknesses available. Please note the respective thicknesses available listed under each shape.

All Trenwyth concrete masonry units are manufactured with an integral water repellent admixture.



Verastone® recycled ground face, Verastone® Plus recycled filled & polished and Verastone® Textured recycled masonry units are just another example of our commitment to the development of sustainable solutions for your design excellence.

After the desired Verastone and Verastone Plus faces are ground, and the Verastone Plus faces are filled and polished, a factory-applied clear satin gloss acrylic or water-based sealer is applied to accentuate the natural beauty of the aggregates and provide mold and moisture resistance.

The new Verastone Textured recycled masonry units are integrally-colored concrete blocks with one or more faces shot-blast to a uniform, even texture exposing the variegated colors of the natural aggregates.


















	Verastone	Verastone Plus	Verastone Textured
Ground face masonry units	•		
Filled & polished masonry units		•	
Textured masonry units			•
Smooth terrazzo look		•	
Significant pre-consumer recycled content	•	•	•
Regionally extracted, processed & manufactured materials	•	•	•
High thermal mass concrete walls optimize energy performance	•	•	•
Up to a 4-hour fire rating	•	•	•
Mold and moisture resistant	•	•	•
A striking color palette	•	•	•
Custom shapes and sizes	•	•	•
Interior and exterior applications	•	•	•
Easy to clean – no need to paint or refinish	•	•	•
Graffiti resistant	•	•	•
One-step, single trade installation	•	•	•
Load-bearing and non-load-bearing walls	•	•	•
Exceptional structural integrity	•	•	•
Unmatched durability	•	•	•
Extended life cycle	•	•	•
Design flexibility	•	•	•
Sound-absorbing option	•		
Monumental over-sized units	•	•	•






























C-TEC – Newark, OH
Architect: L. Robert Kimball & Associates
Photo courtesy Scott Pease/Pease Photography
Colors: Palomino, Vintage



























Verastone Eastern Selection

Verastone	Verastone Plus	Verastone Textured	
			chablis
			vintage
			palomino
			rhine grey
			chianti

Verastone Midwest Selection

Verastone	Verastone Plus	Verastone Textured	
			chardonnay
			superior
			austin
			toffee
			old country
			cambria
			fossil reef
			cabernet
			schiraz

Verastone Western Selection

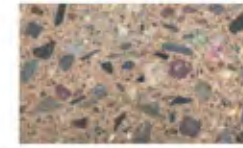
Verastone	Verastone Plus	Verastone Textured	
			seashell
			mission white
			pearl
			sierra
			durango
			rutherford
			southwest gold
			malibu sand

Trendstone Plus[®]

filled & polished masonry units

Trendstone Plus Western Selection

Note: All color samples are intended to be representative only. For accurate color selection, always request a full size sample.




Walnut Creek
West Group B



Malibu Sand
West Group C



Mission White
West Group D



Seashell
West Group D



Riverside
West Group B



Modesto
West Group B



Pearl
West Group D



Willow Green
West Group D



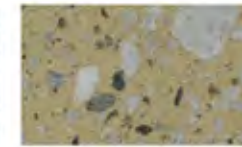
Sierra
West Group D



Durango
West Group D



Rutherford
West Group D



Southwest Gold
West Group D



Westminster Cultural Center – Westminster, CA
Architect: CO Architects – Mason: IMI Masonry
Color: Black Canyon


Below Left: Westminster Cultural Center – Westminster, CA
Architect: CO Architects – Mason: IMI Masonry
Color: Black Canyon

Below: Irvine Parking Structure, University of California – Irvine, CA
Architect: Natural Harmony Design
Colors: Malibu Sand, Mission White




Trendstone Plus Eastern Selection

Note: All color samples are intended to be representative only. For accurate color selection, always request a full size sample.



Trendstone Plus Midwest Selection

Note: All color samples are intended to be representative only. For accurate color selection, always request a full size sample.



Most of the Trenwyth colors are available in Trendstone and Trendstone Plus. If you do not see the color and finish you need, please call us. PA-1-800-233-1924, IL-1-800-358-3003, AZ-1-800-331-9823

Astra-Glaze-SW+ Specifications

PART 1 – GENERAL

SUBMITTAL

Submit color samples for selection from manufacturer's series. Submit product literature, certifications, test reports, full size sample(s) of each color specified or selected. Custom colors are available. Contact Trenwyth (800-233-1924) for details.

QUALITY ASSURANCE

All glazed masonry units shall be Trenwyth Astra-Glaze-SW+ units manufactured by Trenwyth manufacturing facilities. Glazed concrete blocks manufactured in Pennsylvania shall be lightweight units conforming to ASTM C90. Glazed concrete blocks manufactured in Arizona shall be medium weight units conforming to ASTM C90. The glazed surface shall have a smooth satin-gloss finish, externally heat-polymerized cast-on facing conforming to ASTM C744-08 and all applicable Federal Specifications. All Trenwyth units are manufactured with an approved integral water repellent CMU admixture.

All Astra-Glaze-SW+ are manufactured with pre-consumer recycled material. Contact Trenwyth (800-233-1924) for details.

Fire Resistance: Fire rated for up to 4 hours. Define hourly ratings required by NCMA TEK Notes, available at www.trenwyth.com.

Field Constructed Mock-ups: Construct a sample panel, no less than 4' x 4', of units of each color and size to be used in the project.

A full size unit is required to illustrate color and texture for approval. Manufacturer requires that a sample panel be installed at the jobsite prior to installation of any Trenwyth product. This panel will represent both the quality of the product and the workmanship to be expected for the project. The panel must be approved by either the owner or architect for the project. Manufacturer will provide 4" units for a 4' by 4' sample panel at no cost for the material (excluding freight to site).

DELIVERY, STORAGE AND HANDLING

Glazed masonry units shall be delivered to the jobsite on banded pallets with individual protective covers on each glazed block face. Keep protective block covers on the blocks until installation. Store pallets in single stacks on level ground and cover with waterproof covering (e.g., tarps), to protect the blocks from inclement weather. Handle blocks carefully to avoid breakage and damage to the finished surface.

PROJECT SITE CONDITIONS

Protection of Work: Cover walls each day after installation to keep open walls protected and dry. After units are installed they should be protected from damage by other trades performing operations that can stain or otherwise damage the finished surfaces by covering walls with plastic. Corners should be protected from damage after installation by covering them with plywood.

PART 2- PRODUCTS

PRODUCT NAME

Astra-Glaze-SW+® glazed concrete masonry units

MANUFACTURER

Anchor Concrete Products (800) 233-1924
One Connelly Road • Emigsville, PA 17318
Superite Block (800) 331-9823
4626 N. 42nd Avenue • Phoenix, AZ 85019

RELATED MATERIALS

Colored matching or contrasting mortar is available from manufacturer. Consult NCMA TEK Notes, available at www.trenwyth.com, for mortar type and specifications. Use manufacturer-approved matching water-repellent mortar additive, following manufacturer's instructions, in all exterior mortar. Consult manufacturer for recommendations.

In areas that are exposed to excessive moisture, we recommend joints to be raked and filled with BONSAL B-7000 EPOXY. See Mortar Bedding and Jointing for details.

SIZES AND SHAPES

Actual facing dimensions shall be 7-3/4" x 15-3/4" forming a 1/16" lip around the edges of a modular 7-5/8" x 15-5/8" block. Nominal 2", 4", 6", 8", 10" and 12" standard block thickness shall be used as required, as well as standard and special block shapes. Basic units may include stretchers, jumbs, caps and cove bases. Other possible face dimensions are nominal 16" x 16", 12" x 12", 8" x 18", 4" x 16", 8" x 8". Semi-solid and solid units shall be used where specified and/or shown on the drawings.

MASONRY CLEANERS

Carefully following the manufacturer's instructions, use Custom Burnished Masonry Cleaner by PROSOCCO (dilute 1 part to 3 parts clean water). Available from manufacturer. Do not powerwash.

CAUTION! The following solvents must never be used as they may damage Astra-Glaze-SW+ block facings: paint remover, lacquer thinner, epoxy thinner, methylene chloride, acetone, muriatic acid. Contact your Trenwyth representative for recommendations for hard to clean areas.

PART 3 – EXECUTION

LAYING MASONRY WALLS

Draw blocks from more than one pallet at a time during installation. All exterior mortar shall include manufacturer-approved water-repellent additive added to each batch in the appropriate dosage rates for mortar type (M, S or N) per manufacturer's instructions. Refer to NCMA TEK Notes, available at www.trenwyth.com, for Hot and Cold weather construction practices.

Lay Astra-Glaze-SW+ blocks with the faces level, plumb and true to a line strung horizontally at the glazed face. Install only quality units; reject all defective units, as defined in ASTM C744. Units shall have uniform face joint dimensions of 1/4" both horizontally and vertically. Tool joints neatly after they are finger-hard to make them straight and uniform. Size and place cut pieces appropriately to maintain consistency and bond. Complete masonry construction using procedures and workmanship consistent with the best masonry practices.

INSTALLATION

Lighting: Provide adequate lighting for masonry work by placing all lighting at a reasonable distance from the wall for even illumination. Do not use trough lighting.

Base Course: Align base course properly on the floor slab.

Cove Base: Keep the cove base tight to the slab if vinyl floor tile is to be installed. For thicker flooring, raise cove base units to the desired height.

Cutting: Make all unit cuts, including those for bonding, holes, boxes, etc., with motor driven masonry saws, using either an abrasive or diamond blade. Cut neatly and locate for best appearance.

MORTAR BEDDING AND JOINTING

1. Lay units with full mortar coverage on head and bed joints taking care not to block cores to be grouted or filled with masonry insulation.
2. Tool all mortar joints when thumbprint hard into a concave configuration.
3. Care should be taken to remove mortar from the face of masonry units before it sets.
4. Tuckpoint the joints of scored units for proper appearance. All exterior scored units must be tuckpointed to prevent water penetration. Rake back the joint when epoxy (Bonsal/Laticrete) is used on select jobs that require better moisture prevention, **NO RAKE JOINTS**.

Various masonry mortars may be used with Astra-Glaze-SW+ concrete masonry units depending on specific structural requirements for the finished walls. We recommend a matching water-repellent mortar additive (available for purchase from manufacturer). Follow manufacturer's instructions in all mortar applications.

EPOXY FINISHED JOINTS

In areas exposed to excessive moisture, make sure to tool mortar joints with a minimum of 1/4" and tuckpoint with an approved water-resistant grout. A typical tuckpointing grout is BONSAL® POLYMER MODIFIED SANDED TILE GROUT mixed with the BONSAL B-7000 EPOXY. Do not add water or anything else in addition to the B-7000, which will make it a 100% solid enabling it to be acid and stain resistant.

Recommendation for using BONSAL® – DO NOT FLOAT GROUT ACROSS GLAZED SURFACE. THE PROPER TECHNIQUE IS TO POINT OR USE A MORTAR GUN!

FLASHING OF MASONRY WORK

Install flashing at locations shown in the plans and in strict accordance with the details and the best masonry flashing practices.

WEEP HOLES AND VENTS

Install weep holes and vents at proper intervals at courses above grade and at any water stops over windows, doors and beams. Consult NCMA TEK Notes, available at www.trenwyth.com, for additional information on flashing.

INSPECTION

The glazed facing shall conform to the requirements of ASTM C744 when viewed from a distance of five (5) feet at right angles to the wall with normal lighting. The concrete masonry units on which the glaze is molded shall conform to the requirements of ASTM C90.

CLEANING

Keep walls clean daily during installation using brushes or rags and a clean damp cloth. Harsh cleaning methods after walls have been erected may mar the surface of the blocks. Do not allow excess mortar lumps or smears to harden on the glazed surfaces. Remove green mortar with a dry cloth. Do not use steel wool, sandpaper or other abrasives.

FINAL CLEANDOWN

Clean the completed walls with Burnished Custom Masonry Cleaner by PROSOCCO 3:1 solution, carefully following manufacturer's washdown instructions – including thorough rinsing. Do not use acid or abrasives on the glazed surfaces.

MAINTENANCE

Astra-Glaze-SW+ units, properly installed and cleaned, need virtually no maintenance other than routine cleaning with typical non-abrasive household cleaners. Graffiti, paint or dye may need special cleaning methods and products such as Trenwyth Graffiti Wizard® environmentally friendly cleaner. Contact manufacturer for specific cleaning recommendations. Do not powerwash.

INSTALLATION RECOMMENDATIONS

- For walls with a glazed finish on both sides, use two single-faced units. Because masonry units are typically installed aligning one side, the second side of double faced units is almost invariably misaligned. Double-faced units are not recommended. Manufacturer accepts no responsibility for face alignment.
- Cavity wall construction is recommended for exterior walls, with proper flashing, venting and weep holes.
- For best appearance, use stack bond construction when stack bond appearance is desired (as opposed to scored units in running bond).
- All exterior mortar joints must contain a manufacturer-approved water repellent additive.
- For best appearance and water resistance, tuckpoint scored joints on interior and exterior applications.
- Colored matching or contrasting mortar / epoxy is available when using colorful Astra-Glaze-SW+ units. Contact your Trenwyth representative for information.

Verastone and Verastone Plus, Trendstone and Trenstone Plus Specifications

PART 1 – GENERAL

SUBMITTAL

Submit color samples for selection from manufacturer's group A, B, C, D or E. Submit product literature, certifications, test reports and full size sample(s) of each color specified.

QUALITY ASSURANCE

Certifications: Concrete blocks for grinding shall conform to ASTM C90. After the initial grinding process to expose the variegated colors of the natural aggregates, the pores and interstices of Verastone Plus filled and polished units are filled with a cementitious grout and polished smooth in a multi-stage polishing process. Both the ground face and filled and polished surfaces shall have a factory-applied heat-treated acrylic or water-based sealer finish.

All units contain a manufacturer-approved integral water-repellent CMU admixture at the time of manufacture.

Verastone Plus filled and polished units shall conform to the requirements of ASTM C744-08 and all applicable Federal Specifications.

Both Verastone and Verastone Plus contain pre-consumer recycled content. Contact your Trenwyth representative for details.

Fire Resistance: Fire rated for up to 4 hours. Define hourly ratings required by NCMA TEK Notes, available at www.trenwyth.com.

Field Constructed Mock-ups: Construct a sample panel, no less than 4' x 4', of units of each color and size to be used in the project.

A full size unit is required to illustrate color and texture for approval. Manufacturer requires a sample panel be installed at the jobsite prior to installation of any Trenwyth product. This panel will represent both the quality of the product and the workmanship to be expected for the project. The panel must be approved by either the owner or architect for the project. Manufacturer will provide 4" units for a 4' by 4' sample panel at no cost for the material (excluding freight to site).

DELIVERY, STORAGE AND HANDLING

Units shall be delivered to the jobsite on covered banded pallets with cardboard between layers. Store pallets in single stacks on level ground and cover with waterproof covering (e.g., tarps) to protect the blocks from inclement weather. Handle blocks carefully to avoid breakage and damage to the finished surfaces.

PROJECT/SITE CONDITIONS

Protection of Work: Cover walls each day after installation to keep open walls protected and dry. After units are installed they should be protected from damage by other trades performing operations that can stain or otherwise damage the finished surfaces by covering walls with plastic. Corners should be protected from damage after installation by covering them with plywood.

PART 2 – PRODUCTS

PRODUCT NAME

Verastone® recycled ground face masonry units

Verastone® Plus recycled filled and polished masonry units

MANUFACTURER

Anchor Concrete Products (800) 233-1924
One Connelly Road • Emigsville, PA 17318
Northfield Block Company (800) 358-3003
3400 E. Bungeiow Road, Morris, IL 60450

RELATED MATERIALS

Colored matching or contrasting mortar is available from manufacturer. Consult NCMA TEK Notes, available at www.trenwyth.com, for mortar type and specifications. For all exterior mortar, use matching manufacturer approved water repellent mortar admixture following manufacturer's instructions. Consult manufacturer for recommendations.

SIZES AND SHAPES

Surfaces are manufactured to provide finished dimensions of 7-5/8" x 15-5/8" ± 1/8". Bed depth dimensions for single face units are 3-9/16", 5-9/16", 7-9/16", 11-9/16" ± 1/8". Two face units are 3-1/2", 5-1/2", 7-1/2", 11-1/2", ± 1/8". Nominal 2", 4", 6", 8", 10" and 12" standard block thickness are available as well as all standard block shapes. High-strength units for special structural requirements, over-sized units, and metric shapes and sizes are also available.

MASONRY CLEANERS

Carefully following manufacturer's instructions, use Burnished Custom Masonry Cleaner by PROSOCCO (dilute 1 part to 3 parts clean water). Available from manufacturer. Do not powerwash.

CAUTION! Never use Muriatic Acid solution or any cleaner with an acid base on units.

PART 3 – EXECUTION

LAYING MASONRY WALLS

Draw blocks from more than one pallet at a time during installation. All exterior mortar shall include manufacturer-approved matching water-repellent additive added to each batch in the appropriate dosage rates for mortar type (M, S or N) per manufacturer's instructions. Refer to NCMA TEK Notes, available at www.trenwyth.com, for Hot and Cold weather construction practices.

Lay units using the best concrete masonry practices. Install only quality units; reject all defective units as defined by ASTM C90. Lay blocks with the faces level, plumb and true to the line strung horizontally at the ground or filled and polished face. Units shall have uniform, 3/8"-wide joints both horizontally and vertically on the finished side of the wall. Tool joints neatly after they are finger-hard to make them straight and uniform. Size and place cut pieces appropriately to maintain consistency and bond. Complete masonry construction using procedures and workmanship consistent with the best masonry practices.

INSTALLATION

Lighting: Provide adequate lighting for masonry work by placing all lighting at a reasonable distance from the wall for even illumination. Do not use trough lighting.

Cutting: Make all unit cuts, including those for bonding, holes, boxes, etc., with motor-driven masonry saws, using either an abrasive or diamond blade. Cut neatly and locate for best appearance.

MORTAR BEDDING AND JOINTING

1. Lay units with full mortar coverage on head and bed joints taking care not to block cores to be grouted or filled with masonry insulation.
2. Tool all mortar joints when thumbprint hard into a concave configuration.
3. Care should be taken to remove mortar from the face of masonry units before it sets.
4. Tuckpoint the joints of scored units for proper appearance. All exterior scored units must be tuckpointed to prevent water penetration. **NO RAKE JOINTS**.

FLASHING OF MASONRY WORK

Install flashing at locations shown in the plans and in strict accordance with the details and the best masonry flashing practices.

WEEP HOLES AND VENTS

Install weep holes and vents at proper intervals at courses above grade and at any water stops over windows, doors and beams. Consult NCMA TEK Notes, available at www.trenwyth.com, for proper flashing and drawings.

INSPECTION

The faces shall conform to the requirements of ASTM C90 when viewed from a distance of twenty (20) feet at right angles to the wall with normal lighting.

CLEANING

Keep walls clean daily during installation using brushes, rags and the burip squares supplied on the pallets. Do not allow excess mortar lumps or smears to harden on the finished surfaces. Harsh cleaning methods after walls have been erected will mar the surface of the blocks.

FINAL CLEANDOWN

Clean the completed walls with PROSOCCO Burnished Custom Masonry Cleaner (dilute 1 part to 3 parts clean water), strictly following the manufacturer's instructions – including thorough rinsing. Do not use acid or abrasives on the finished surfaces. Failure to strictly follow manufacturer's instructions can result in permanent damage to the finished faces. Do not apply Burnished Custom Masonry Cleaner with pressure spray above 50 psi. Do not powerwash.

FIELD COAT APPLICATION

For completely finished walls, a finish coat of TRENDCOAT® Acrylic (minimum 20% solids content) or TRENDCOAT® WB (water-base) is recommended. Apply to walls after cleandown and when the walls are dry. Apply the acrylic evenly to cover the entire surface without forming drips or runs. For maximum coverage and best appearance, apply TRENDCOAT Acrylic or TRENDCOAT WB with aerosol spray equipment. Consult manufacturer for further information. This clear, high-solids acrylic, provides moisture resistance and helps to cover any scuffs or scratches that may occur during handling and/or installation. TRENDCOAT also offers excellent graffiti resistance for Verastone Plus filled and polished units.

MAINTENANCE

Properly installed and cleaned, units need virtually no maintenance other than routine cleaning (i.e. Pinosol or Fantastik). Graffiti, paint or dye stains may need special cleaning methods and products such as Trenwyth Graffiti Wizard® environmentally friendly cleaner. Contact manufacturer for specific cleaning recommendations.

INSTALLATION RECOMMENDATIONS

Consult NCMA TEK Notes, available at www.trenwyth.com, for proper installation of concrete masonry units.

Contact your Echelon™ representative to obtain an Echelon Design Guide
and product samples or visit **EchelonMasonry.com**



Oldcastle
900 Ashwood Parkway, Suite 600
Atlanta, GA 30338
844.495.8211
EchelonMasonry.com

© 2016 Oldcastle. Echelon is a registered trademark of Oldcastle. Oldcastle Architectural is a registered trademark of Oldcastle. All rights reserved. ECH16-020